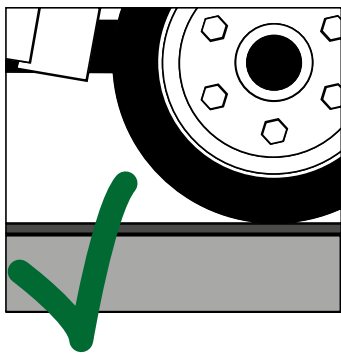
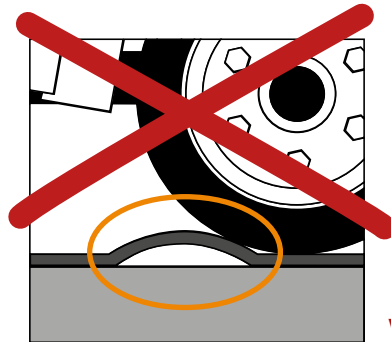


of profiKURA / KURA / KARERA / LOSPA / SIESTA / MONTA



right



wrong

! No visible bow wave should form!

Prerequisites:

► Tyres:

Vehicle weight, tyre width and required tyre pressure are all related. Therefore, the **required inflation pressure of the authorized tyres** is: **max. 4 bar**

! If the tyres need to be adapted: approval by the vehicle manufacturer is necessary!

General framework:

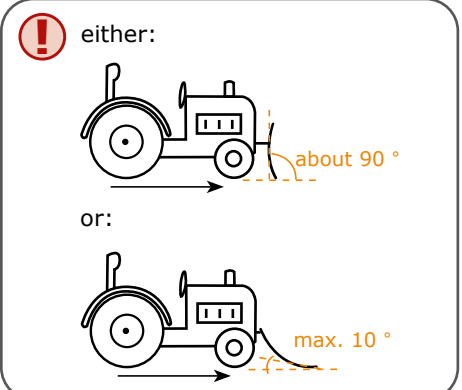
► Driving mode:

- max. speed = half walking speed (about 2 km/h)
- no abrupt steering actions, do not steer while standing still
- slow acceleration and gentle braking

► **The mat edges must be protected at the beginning and at the end of the alley!**

Mobile manure removal:

- the cleaning blade edge must be equipped with a rubber lip
- operation only with lowest resting pressure
- the cleaning blade is positioned either vertically or very flat on the surface



especially for MONTA:

MONTA can be driven on **up to max. 10 % slope** with standard equipment such as farm yard loader or tractor.

► Notice:

- only drive straight / do not steer any radius
- do NOT accelerate or brake on the mat